










DESIGNED FOR AFFORDABILITY AND ULTIMATE EASE OF USE.

Epson's projector series combines dynamic image quality with exceptional versatility to deliver stunning and vivid presentations. Boasting a high colour brightness, this versatile projector series promises vibrant and realistic colour projections. With advanced features such as optional Wi-Fi connectivity, Colour Universal Design, a high contrast ratio and a sliding horizontal keystone adjuster, you'll be able to deliver vivid, sharp presentations anytime, anywhere.



EB-W28

- 
Wi-Fi*
- 
iProjection
- 
Multi PC Connection
- 
Split Screen
- 
HDMI
- 
Horizontal Keystone Adjuster
- 
Power Savings

ENGINEERED FOR BUSINESS

Unparalleled Performance

Enjoy unparalleled performance with optional Wi-Fi connectivity, high contrast ratio, HDMI connection and the horizontal keystone adjuster.

Made for Everyone

Designed with a Colour Universal Design for those with various types of colour vision, and equipped with eco-friendly features.

Stunning Colour Brightness

Achieve dazzling, sharp and colourful images with the high Colour Light Output.



*Optional

MODEL NUMBER	EB-W28	
Projection Technology	RGB liquid crystal shutter projection system (3LCD)	
Specifications of Main Parts		
LCD	Size	0.59" with MLA (D8)
	Native Resolution	WXGA (1280 x 800)
Projection Lens	Type	Optical Zoom (Manual) / Focus (Manual)
	F-Number	1.58 - 1.72
	Focal Length	16.9 - 20.28 mm
	Zoom Ratio	1 - 1.2
	Throw Ratio	1.30 - 1.56 (Wide - Tele)
Lamp	Type	200W UHE
	Life (Normal / Eco) ¹⁾	5,000 hours / 6,000 hours
Screen Size (Projected Distance)		
Zoom: Wide	33" - 320" [0.9 - 9.0 m]	
Zoom: Tele	33" - 320" [1.08 - 10.8 m]	
Standard Size	60" screen 1.68 - 2.02 m	
Brightness²⁾		
Colour Light Output	3,000lm	
White Light Output (Normal / Eco)	3,000lm / 2,100lm	
Contrast Ratio	10,000:1	
Internal Speaker(s)		
Sound Output	2W Monaural	
Keystone Correction		
Vertical / Horizontal	±30° / ±30°	
Auto Keystone Correction	Yes (Vertical only)	
Connectivity		
Analog Input	D-Sub 15pin	1 (Blue)
	Component	D-Sub 15pin x 1 (Blue) (common with Analog RGB connector)
	Composite	RCA x 1 (Yellow)
	S-Video	Mini DIN x 1
Digital Input	HDMI	1 (HDCP supported)
Audio Input	RCA (White/Red)	1 Pair
Others	USB Type A	1 (USB Memory / ELPDC06 Document Camera / Wireless LAN adaptor)
	USB Type B	1 (3-in-1 USB Display, Mouse, K/B, Control)
Network	Wireless	Optional (ELPAP07)
Wireless Specifications		
Supported Speed For Each Mode ³⁾	IEEE 802.11b: 11 Mbps, IEEE 802.11g: 54 Mbps, IEEE 802.11n: 130 Mbps	
Wireless Lan Security	WPA/WPA2-Personal (with optional Wireless LAN Unit)	
Operating Temperature		
	5 - 35 °C <41 - 95 °F> (0m / 0ft - 2,286m / 7,500ft) 5 - 30 °C <41 - 86 °F> (over 2,286m / 7,500ft) (20% - 80% humidity, unfrozen)	
Operating Altitude	0 - 3,000 m <0 - 9,843 ft> (over 1,500m / 4,921ft: with high altitude mode)	
Direct Power On / Off	Yes	
Start-Up Period	About 5 seconds, Warm-up Period: 30 seconds	
Cool Down Period	Instant Off or 0 second	
Air Filter	Type	Normal
	Maintenance Cycle	3,000 hours ⁴⁾
Power Supply Voltage	100 - 240 V AC ±10%, 50/60 Hz	
Power Consumption (220 - 240V)		
Lamp On (Normal / Eco)	270W / 201W	
Standby (Network On / Off)	3W / 0.28W	
Dimension Excluding Feet (D X W X H)	234 x 297 x 77 mm	
Weight	2.4kg	
Fan Noise (Normal / Eco)	37dB / 29dB	

¹⁾ Lamp life will vary depending upon mode selected, environmental conditions and usage. Lamp brightness decreases over time.

²⁾ Colour brightness (colour light output) and white brightness (white light output) will vary depending on usage conditions. Colour light output measured in accordance with IDMS 15:4; white light output measured in accordance with ISO 21118.

³⁾ Maximum speed and range is achievable when used with same enhanced mode technology. Actual data rates, features and performance may vary depending on your computer system, the environment and other factors.

⁴⁾ When used in the general office environment (the amount of floating dust: 0.04 - 0.2 mg/m³). Based on the Epson's in-house test results. 25°C (77°F).

Supplied Accessories

- Power Cable: 1.8m
- Computer Cable (VGA Cable): 1.8m
- USB Cable (Type A/B): 1.8m
- Remote Control: Yes, with Alkaline AA Battery x 2
- Soft Carrying Case

Optional Accessories

- Spare Lamp: ELPLP78
- Air Filter: ELPAF32
- Wireless LAN Adaptor: ELPAP07
- Quick Wireless Connection USB Key: ELPAP09
- Ceiling Mount: ELPMB23

EB-W28



©2013 Epson Singapore Pte Ltd. All Rights Reserved. Reproduction in part or in whole, without the written permission from Epson, is strictly prohibited.

EPSON and EXCEED YOUR VISION are registered trademarks of Seiko Epson Corporation.

All other product names and other company names used herein are for identification purposes only and are the trademarks or registered trademarks of their respective owners.

Epson disclaims any and all rights in those marks. Projected images shown herein are simulations. The actual product design and contents may vary. Specifications are subject to change without notice and may vary between countries. Please check with local Epson offices for more information.

Apple, iPad and iPhone are trademarks of Apple Inc., registered in the U.S. and other countries. App Store is a service mark of Apple Inc.

Android is a trademark of Google Inc.

Dealer's Stamp

Information correct at time of printing
Printed August 2014



Sales Careline
1800-8-17349
(Toll-free)



facebook.com/EpsonMalaysia To find out, visit www.epson.com.my/projectors